

How to Ride the Bus

- Look for your neighborhood bus stop. The blue bus stop sign will tell you which routes stop there.
- Find your route. Use the Google Trip Planner or view the route schedules at www.spokanetransit.com. You can also call 328-RIDE (7433) or (TTY 456-4327) for more information.
- Please have exact fare ready. The farebox cannot make change; nor can the driver.
- Be sure you are visible to the driver as the bus approaches. Stand as close to the sign or shelter as possible.
- As you board, ask the driver for a 2-hour pass (transfer) if you need one.
- If you don't know which stop you need, ask the driver for help. When you are one block away from your stop, pull the overhead bell cord to signal the driver to stop at the next bus stop.

Make Sure We Stop for You

Some tips to make sure you get noticed:

- Be at the stop as the bus approaches.
- Face the bus and nod your head "yes" or wave to the driver.
- Hold up your pass.
- Wear light colored clothing or use a flashlight at night.
- If you're in a shelter, walk to the stop as the bus approaches.

Bikes on Buses

Buses are equipped for the transport of up to two bicycles on racks mounted on the front of the bus. If the rack is full, you must wait for the next bus. Brochures on how to load your bike are available at Customer Service at The Plaza. You can also view an instructional video at spokanetransit.com.

Fare Information

Fareboxes accept U.S. coins and dollar bills, passes and Smart Cards. Neither the coach operator nor the fareboxes provide change. **STA bus fare rates subject to change.**

Rider	Cash	Day Pass	31-Day/ Monthly
Youth (6-18)	\$1.50	\$3.50	\$30
Adult (19-64)	\$1.50	\$3.50	\$45
Reduced Fare*	\$0.75	\$3.50	\$22.50
Paratransit**	\$1.50	-----	\$45
Shuttle***	\$0.75	\$3.50	\$30****

*Reduced Fare Photo ID Card or a paratransit ID Card must be presented with your reduced fare or pass each time you board the bus. Applications for the Reduced Fare Photo ID Card are accepted at the Bus Shop, second floor, STA Plaza.

Reduced Fare Photo ID Card requirements:

1. Must be 65 years of age or older. Proof of age must be presented, or;
2. Qualifying disability – application form to be completed by a health care professional, or;
3. A valid Medicare card issued by the Social Security Administration.

** Requires paratransit qualification.

*** Shuttle riders may elect to purchase a system-wide 2-Hour Pass when boarding a shuttle for an additional \$0.75.

**** City Ticket monthly pass includes parking at the Arena east lot and unlimited travel on shuttle vehicles.

Two-Hour Passes/Day Passes

Ask your driver for a Two-Hour Pass (free with paid fare) or a Day Pass before paying your fare. Passes issued from the farebox are good for multiple rides for the designated time—just swipe it through the magnetic reader on the farebox.

Customer Service & Information

If you would like help with planning your ride, need additional schedule or service information or to purchase passes, contact:

The Bus Shop (lost and found items)

701 West Riverside Avenue, The Plaza
(509) 456-7277 or TTY (509) 456-4327
Monday - Friday 6:00 A.M. to 6:00 P.M.
Saturday Noon to 5:00 P.M.
Closed Sundays and holidays.

The Bus Shop, Too

Spokane Transit Operations and Maintenance Facility
1229 West Boone Avenue
(509) 325-6000
Monday - Friday 8:30 A.M. to 5:00 P.M.
Closed Saturdays, Sundays and holidays.

Customer Service Call Center

328-RIDE (7433) TTY (509) 456-4327
Monday - Friday 6:00 A.M. to 8:00 P.M.
Saturday 6:30 A.M. to 8:00 P.M.
Sunday 8:00 A.M. to 6:00 P.M.

www.spokanetransit.com

Visit the website for complete schedule and detour information, trip planning, employment notices, planning initiatives, background information and more.

You can also sign up to follow STA on Facebook and/or Twitter, and sign up for instant notifications with RSS feeds and SMS text messaging.



Accessible Formats

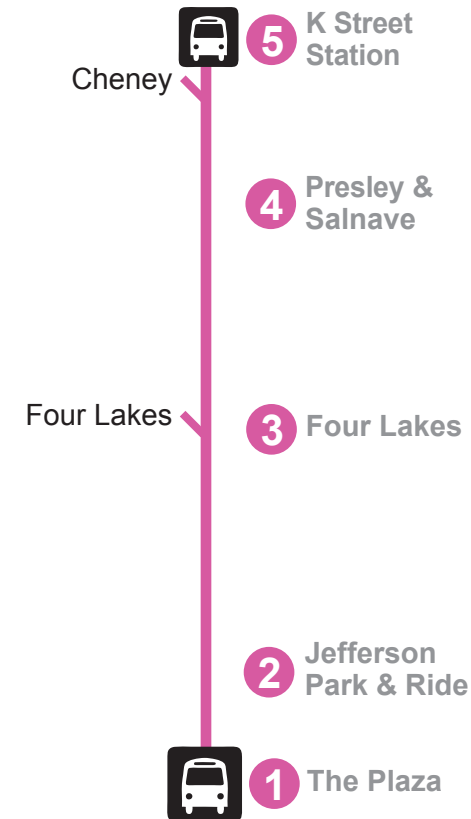
Upon request, alternative formats of this information will be produced for people with disabilities. Call (509) 325-6094 or TTY (509) 456-4327.

Effective
January 15, 2012
Published
January 2012

165 Cheney Express



All routes are accessible for people with wheelchairs.

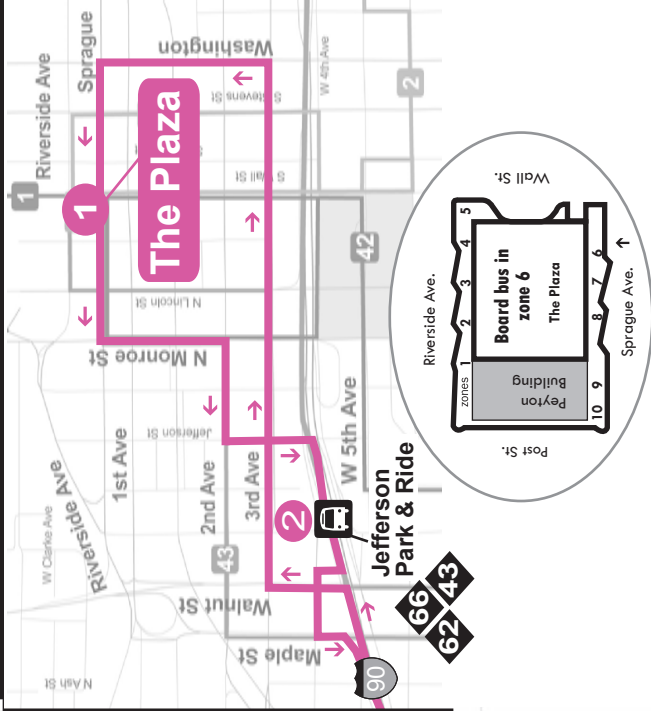


165

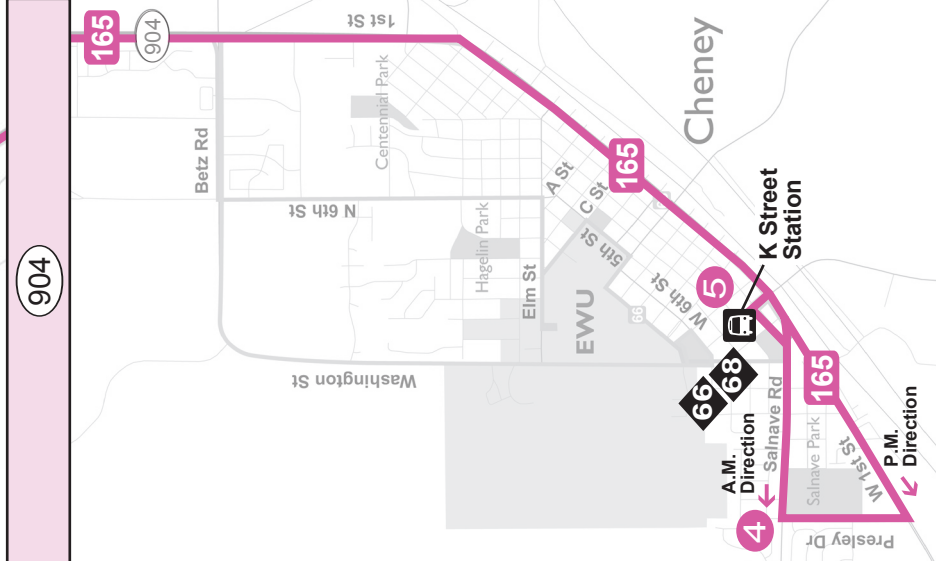
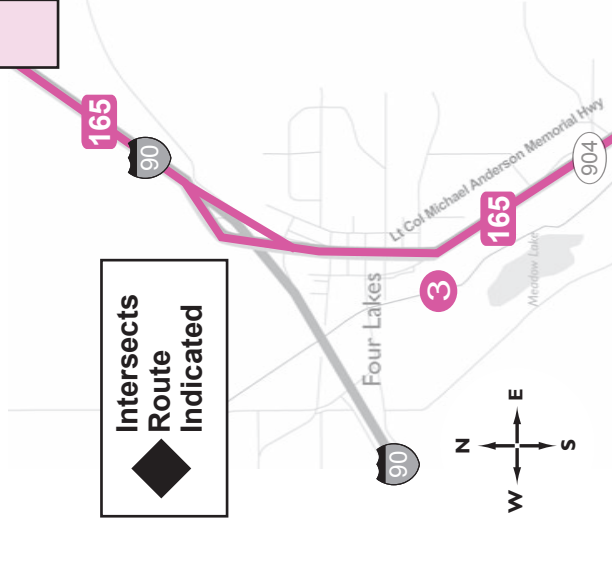
Cheney Express

Eagle Pass Holders:

The EWU Eagle Pass is valid from the first day of fall quarter through the last Sunday of spring quarter. After this date, EWU students, faculty and staff will be required to pay fare.



Intersects Route Indicated



165 From Downtown Weekday						165 To Downtown Weekday							
Zone	1 Leave Plaza	2 Jefferson Lot	3 Four Lakes	4 Presley Salnave	5 Arrive K Street Station	Zone	5 Leave K Street Station	4 Presley Salnave	3 Four Lakes	2 Jefferson Lot	1 Arrive Plaza	Zone	Continues as route
	---	---	---	---	---		5:36	5:39	5:54	6:07	6:15	6	66
	---	---	---	---	---		6:06	6:09	6:24	6:37	6:45	6	66
	---	---	---	---	---		6:36	6:39	6:54	7:07	7:15	6	66
	---	---	---	---	---		7:06	7:09	7:24	7:37	7:45	6	66
	---	---	---	---	---		7:36	7:39	7:54	8:07	8:15	6	66
	---	---	---	---	---		8:06	8:09	8:24	8:37	8:45	6	66
9	3:20	3:25	3:37	3:51	3:55		---	---	---	---	---		
9	3:50	3:55	4:07	4:21	4:25		---	---	---	---	---		
9	4:20	4:25	4:37	4:51	4:55		---	---	---	---	---		
9	4:50	4:55	5:07	5:21	5:25		---	---	---	---	---		
9	5:20	5:25	5:37	5:51	5:55		---	---	---	---	---		
9	5:50	5:55	6:07	6:21	6:25		---	---	---	---	---		

See Route 66 schedule for more service between Cheney and Spokane

Bold times indicate P.M.

Timepoints listed are estimates based on normal conditions. Please be at your stop approximately 5 minutes before the bus is scheduled to depart.

Holiday Service

Holiday service is the same as Sunday service. This route does not operate on Saturdays, Sundays or the following holidays:

- New Year's Day
- Presidents Day
- Memorial Day
- Independence Day
- Labor Day
- Thanksgiving Day
- Christmas Day

Printed on recycled paper.