

## Fare Information

Fares subject to change

Fareboxes accept U.S. coins and dollar bills, passes and Smart Cards. Neither the coach operator nor the fareboxes provide change.

### STA Bus Fares

Rider	Cash	Day Pass	31-Day Pass
Youth (6-18)	\$2.00	\$4.00	\$40
Adult (19-64)	\$2.00	\$4.00	\$60
Reduced Fare*	\$1.00	\$4.00	\$30
Shuttle	\$2.00	\$4.00	\$40**

Up to 3 children, under age 6, ride free when accompanied by a fare-paying rider.

### Reduced Fare Photo ID Card requirements:

1. Must be 65 years of age or older. Proof of age must be presented, or;
2. Qualifying disability – application form to be completed by a health care professional, or;
3. A valid Medicare card issued by the Social Security Administration.

\* Reduced Fare Photo ID Card or a paratransit ID Card must be presented with your reduced fare or pass each time you board the bus. Applications for the Reduced Fare Photo ID Card are accepted at Customer Service at the Plaza.

\*\* City Ticket monthly pass includes parking at the Arena east lot and unlimited travel on shuttle routes.

### Two-Hour Passes/Day Passes

Ask your driver for a Two-Hour Pass (free with paid fare) or a Day Pass before paying your fare. Passes issued from the farebox are good for multiple rides for the designated time — just swipe it through the magnetic reader on the farebox.

## Customer Service & Information

If you would like help planning your ride, need additional schedule or service information or would like to purchase passes, contact:

### Customer Service at the Plaza

(lost and found items)  
701 West Riverside Ave., The Plaza  
(509) 328-RIDE (7433)  
Monday - Friday 7:00 A.M. to 6:00 P.M.  
Saturday Noon to 5:00 P.M.  
Closed Sundays and holidays.

### Customer Service Call Center

(509) 328-RIDE (7433)  
Monday - Saturday 7:00 A.M. to 7:00 P.M.  
Sunday 8:00 A.M. to 6:00 P.M.

### www.spokanetransit.com

Visit the website for complete schedule and detour information, trip planning, employment notices, planning initiatives, general information and more.

You can also sign up to follow STA on Facebook and/or Twitter, and sign up for instant notifications via text messaging and/or email.



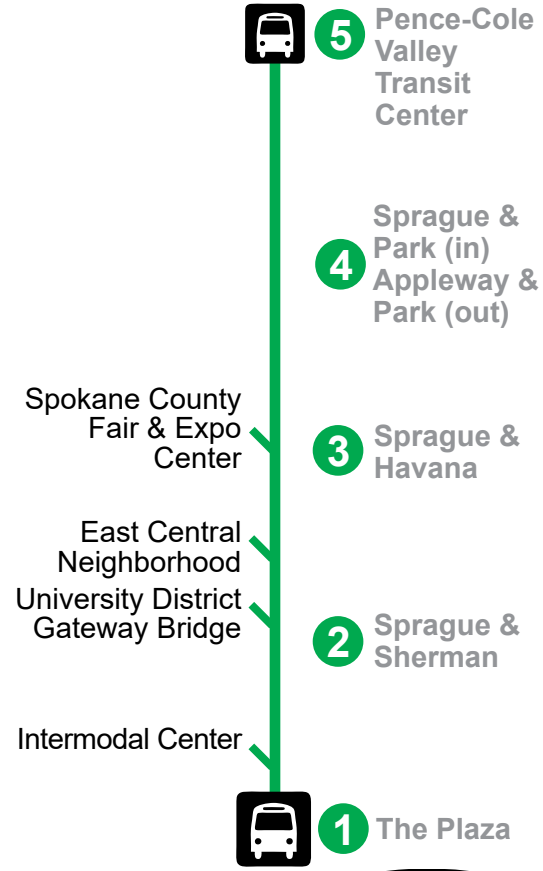
### Accessibility Information

Spokane Transit assures nondiscrimination in accordance with Title VI of the Civil Rights Act of 1964 and the Americans with Disabilities Act. For more information, visit [www.spokanetransit.com](http://www.spokanetransit.com). All phone numbers are accessible for people who are deaf or hard of hearing through Relay 711. Upon request, alternative formats of this document will be produced for people who are disabled. Call (509) 325-6094 or email [ombudsman@spokanetransit.com](mailto:ombudsman@spokanetransit.com).

# 90 Sprague

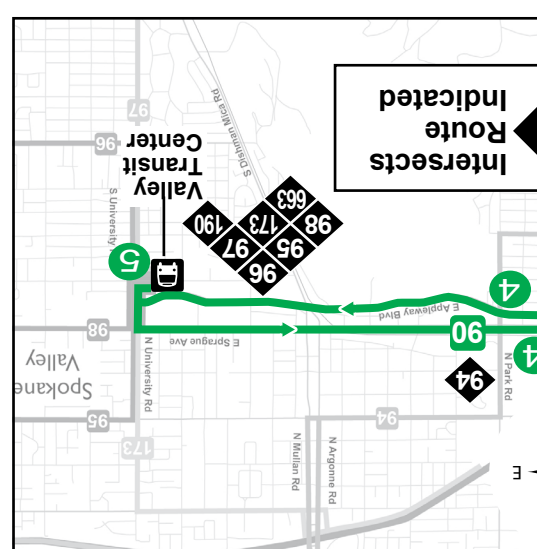


All routes are accessible for people with wheelchairs.



Effective May 19, 2019 to Sept 14, 2019

### Holiday Service

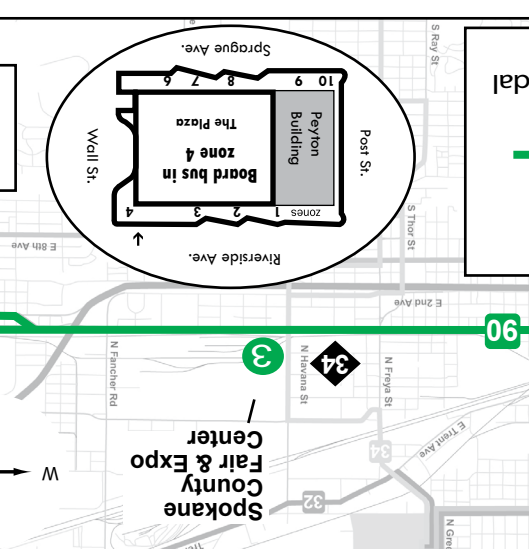


Buses are equipped for the transport of up to two bicycles on racks mounted on the front of the bus. If the rack is full, you must wait for the next bus. Brochures on how to load your bike are available at Customer Service at The Plaza. You can also view an instructional video at [www.spokanetransit.com](http://www.spokanetransit.com).

### Bikes on Buses

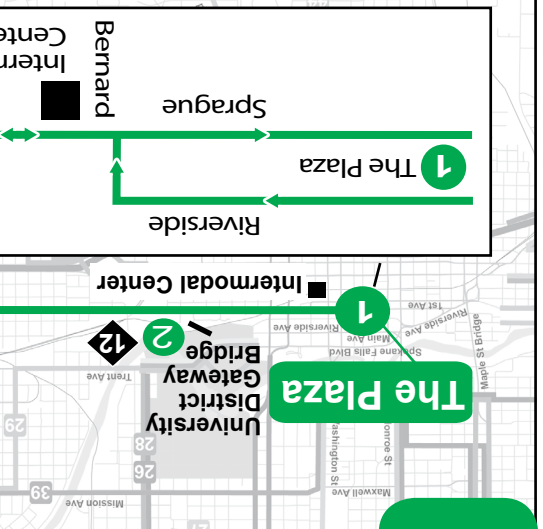
- Stand visibly at the stop as the bus approaches.
- Face the bus and nod your head "yes" or wave to the driver.
- Hold up your pass.
- Step forward when the bus is 1/2 block away.
- Wear light colored clothing or use a flashlight or the light of a cellphone at night to signal the driver.
- If you're in a shelter, walk to the stop as the bus approaches.

### Make Sure We Stop for You



### How to Ride the Bus

- Look for your neighborhood bus stop. The green, white and blue bus stop sign will tell you which routes stop there and which direction they are going.
- Find your route. Use the Trip Planner or view the route schedules at [www.spokanetransit.com](http://www.spokanetransit.com). You can also call (509) 328-RIDE (7433) or TTY Relay 711 for more information.
- Please have exact fare ready. The farebox cannot make change; nor can the driver.
- Be sure you are visible to the driver as the bus approaches. Stand as close to the sign or shelter as possible.
- As you board, ask the driver for a 2-hour pass (transfer) if you need one. If you don't know which stop you need, ask the driver for help. When you are one block away from your stop, pull the overhead bell cord to signal the driver to stop at the next bus stop.



# 90 Sprague

**90 From Downtown Weekday**

Zone	Leave Plaza	Sprague Sherman	Sprague Havana	Appleway Park	Arrive VTC	Continues as route
	1	2	3	4	5	
4	5:52	5:56	6:03	6:08	6:19	
4	6:08	6:12	6:19	6:24	6:35	
4	6:20	6:24	6:31	6:36	6:47	
4	6:35	6:39	6:46	6:51	7:02	
4	6:50	6:54	7:01	7:06	7:17	
4	7:05	7:09	7:16	7:21	7:32	
4	7:20	7:24	7:31	7:36	7:47	
4	7:35	7:39	7:46	7:51	8:02	
4	7:50	7:54	8:01	8:06	8:17	
4	8:05	8:09	8:16	8:21	8:32	
4	8:20	8:24	8:31	8:36	8:47	
4	8:35	8:39	8:46	8:51	9:02	
4	8:50	8:54	9:01	9:06	9:17	
4	9:05	9:09	9:16	9:21	9:32	
4	9:20	9:24	9:31	9:36	9:47	
4	9:35	9:39	9:46	9:51	10:02	
4	9:50	9:54	10:01	10:06	10:17	
4	10:05	10:09	10:16	10:21	10:32	
4	10:20	10:24	10:32	10:37	10:50	
4	10:35	10:39	10:47	10:52	11:05	
4	10:50	10:54	11:02	11:09	11:23	
4	11:05	11:09	11:17	11:24	11:38	
4	11:20	11:24	11:32	11:39	11:53	
4	11:35	11:39	11:47	11:54	12:08	
4	11:50	11:54	12:02	12:09	12:23	
4	12:05	12:09	12:17	12:24	12:38	
4	12:20	12:24	12:32	12:39	12:53	
4	12:35	12:39	12:47	12:54	1:08	
4	12:50	12:54	1:02	1:09	1:23	
4	1:05	1:09	1:17	1:24	1:38	
4	1:20	1:24	1:32	1:39	1:53	
4	1:35	1:39	1:47	1:54	2:08	
4	1:50	1:54	2:02	2:09	2:23	
4	2:05	2:09	2:17	2:24	2:38	
4	2:20	2:24	2:32	2:39	2:53	
4	2:35	2:39	2:47	2:54	3:08	
4	2:50	2:54	3:02	3:09	3:23	
4	3:05	3:09	3:17	3:24	3:38	
4	3:20	3:24	3:32	3:39	3:53	
4	3:35	3:39	3:47	3:54	4:08	
4	3:50	3:54	4:02	4:09	4:23	
4	4:05	4:09	4:17	4:24	4:38	
4	4:20	4:24	4:32	4:39	4:53	
4	4:35	4:39	4:47	4:54	5:08	
4	4:50	4:54	5:02	5:09	5:23	
4	5:05	5:09	5:17	5:24	5:38	95
4	5:20	5:24	5:32	5:37	5:50	
4	5:35	5:39	5:47	5:52	6:05	98
4	5:50	5:54	6:02	6:07	6:20	90
4	6:05	6:09	6:17	6:22	6:35	95
4	6:20	6:24	6:32	6:37	6:50	
4	6:35	6:39	6:47	6:52	7:05	98
4	7:05	7:09	7:17	7:22	7:35	95
4	7:35	7:39	7:47	7:52	8:05	98
4	8:05	8:09	8:17	8:22	8:35	95
4	8:35	8:39	8:47	8:52	9:05	98
4	9:05	9:09	9:17	9:22	9:35	95
4	9:35	9:39	9:47	9:52	10:05	98
4	10:05	10:09	10:17	10:22	10:35	95
4	10:35	10:39	10:47	10:52	11:05	98
4	11:20	11:24	11:31	11:36	11:43	95

**90 To Downtown Weekday**

Zone	Leave VTC	Sprague Park	Sprague Havana	Sprague Sherman	Arrive Plaza	Zone	Continues as route
	5	4	3	2	1		
4	5:42	5:48	5:54	6:02	6:09	9	21
4	5:57	6:03	6:09	6:17	6:24	9	21
4	6:12	6:18	6:24	6:32	6:39	9	21
4	6:27	6:33	6:39	6:47	6:54	9	21
4	6:42	6:48	6:54	7:02	7:09	9	21
4	6:57	7:03	7:09	7:17	7:24	9	21
4	7:12	7:18	7:24	7:32	7:39	9	21
4	7:26	7:32	7:38	7:46	7:54	9	21
4	7:41	7:47	7:53	8:01	8:09	9	21
4	7:56	8:02	8:08	8:16	8:24	9	21
4	8:11	8:17	8:23	8:31	8:39	9	21
4	8:26	8:32	8:38	8:46	8:54	9	21
4	8:41	8:47	8:53	9:01	9:09	9	21
4	8:56	9:02	9:08	9:16	9:24	9	21
4	9:11	9:17	9:23	9:31	9:39	9	21
4	9:26	9:32	9:38	9:46	9:54	9	21
4	9:41	9:47	9:53	10:01	10:09	9	21
4	9:56	10:02	10:08	10:16	10:24	9	21
4	10:11	10:17	10:23	10:31	10:39	9	21
4	10:23	10:29	10:35	10:44	10:52	9	21
4	10:36	10:43	10:50	10:59	11:07	9	21
4	10:51	10:58	11:05	11:14	11:22	9	21
4	11:06	11:13	11:20	11:29	11:37	9	21
4	11:21	11:28	11:35	11:44	11:52	9	21
4	11:36	11:43	11:50	11:59	12:07	9	21
4	11:51	11:58	12:05	12:14	12:22	9	21
4	12:06	12:13	12:20	12:29	12:37	9	21
4	12:21	12:28	12:35	12:44	12:52	9	21
4	12:36	12:43	12:50	12:59	1:07	9	21
4	12:51	12:58	1:05	1:14	1:22	9	21
4	1:06	1:13	1:20	1:29	1:37	9	21
4	1:21	1:28	1:35	1:44	1:52	9	21
4	1:36	1:43	1:50	1:59	2:07	9	21
4	1:51	1:58	2:05	2:14	2:22	9	21
4	2:06	2:13	2:20	2:29	2:37	9	21
4	2:21	2:28	2:35	2:44	2:52	9	21
4	2:36	2:43	2:50	2:59	3:07	9	21
4	2:51	2:58	3:05	3:14	3:22	9	21
4	3:06	3:13	3:20	3:29	3:37	9	21
4	3:21	3:28	3:35	3:44	3:52	9	21
4	3:36	3:43	3:50	3:59	4:07	9	21
4	3:51	3:58	4:05	4:14	4:22	9	21
4	4:06	4:13	4:20	4:29	4:37	9	21
4	4:21	4:28	4:35	4:44	4:52	9	21
4	4:36	4:43	4:50	4:59	5:07	9	21
4	4:51	4:58	5:05	5:14	5:22	9	21
4	5:06	5:13	5:20	5:29	5:37	9	21
4	5:21	5:28	5:35	5:44	5:52	9	21
4	5:36	5:43	5:50	5:59	6:07	9	21
4	5:51	5:58	6:05	6:14	6:22	9	21
4	6:06	6:13	6:20	6:29	6:37	9	21
4	6:21	6:28	6:35	6:44	6:52	9	21
4	6:36	6:43	6:50	6:59	7:07	9	21
4	6:51	6:58	7:05	7:14	7:22	9	21
4	7:06	7:13	7:20	7:29	7:37	9	21
4	7:21	7:28	7:35	7:44	7:52	9	21
4	7:36	7:43	7:50	7:59	8:07	9	21
4	7:51	7:58	8:05	8:14	8:22	9	21
4	8:06	8:13	8:20	8:29	8:37	9	21
4	8:21	8:28	8:35	8:44	8:52	9	21
4	8:36	8:43	8:50	8:59	9:07	9	21
4	8:51	8:58	9:05	9:14	9:22	9	21
4	9:06	9:13	9:20	9:29	9:37	9	21
4	9:21	9:28	9:35	9:44	9:52	9	21
4	9:36	9:43	9:50	9:59	10:07	9	21
4	9:51	9:58	10:05	10:14	10:22	9	21
4	10:06	10:13	10:20	10:29	10:37	9	21
4	10:21	10:28	10:35	10:44	10:52	9	21
4	10:36	10:43	10:50	10:59	11:07	9	21

**90 From Downtown Saturday**

Zone	Leave Plaza	Sprague Sherman	Sprague Havana	Appleway Park	Arrive VTC	Continues as route
	1	2	3	4	5	
4	6:35	6:39	6:46	6:51	7:02	98
4	7:05	7:09	7:16	7:21	7:32	95
4	7:35	7:39	7:46	7:51	8:02	98
4	8:05	8:09	8:16	8:21	8:32	95
4	8:35	8:39	8:46	8:51	9:02	98
4	9:05	9:09	9:16	9:21	9:32	95
4	9:35	9:39	9:46	9:51	10:02	98
4	10:05	10:09	10:16	10:21	10:32	95
4	10:20	10:24	10:32	10:37	10:50	
4	10:35	10:39	10:47	10:52	11:05	98
4	10:50	10:54	11:02	11:07	11:20	
4	11:05	11:09	11:17	11:22	11:35	95
4	11:20	11:24	11:32	11:37	11:50	
4	11:35	11:39	11:47	11:52	12:05	98
4	11:50	11:54	12:02	12:07	12:20	
4	12:05	12:09	12:17	12:22	12:35	95
4	12:20	12:24	12:32	12:37	12:50	
4	12:35	12:39	12:47	12:52	1:05	98
4	12:50	12:54	1:02	1:07	1:20	
4	1:05	1:09	1:17	1:22	1:35	95
4	1:20	1:24	1:32	1:37	1:50	
4	1:35	1:39	1:47	1:52	2:05	98
4	1:50	1:54	2:02	2:07	2:20	
4	2:05	2:09	2:17	2:22	2:35	95
4	2:20	2:24	2:32	2:37	2:50	
4	2:35	2:39	2:47	2:52	3:05	98
4	2:50	2:54	3:02	3:07	3:20	
4	3:05	3:09	3:17	3:22	3:35	95
4	3:20	3:24	3:32	3:37	3:50	
4	3:35	3:39	3:47	3:52	4:05	98
4	3:50	3:54	4:02	4:07	4:20	
4	4:05	4:09	4:17	4:22	4:35	95
4	4:20	4:24	4:32	4:37	4:50	
4	4:35	4:39	4:47	4:52	5:05	98
4	4:50	4:54	5:02	5:07	5:20	
4	5:05	5:09	5:17	5:22	5:35	95
4	5:20	5:24	5:32	5:37	5:50	
4	5:35	5:39	5:47	5:52	6:05	98
4	6:05	6:09	6:17	6:22	6:35	95
4	6:35	6:39	6:47	6:52	7:05	98
4	7:05	7:09	7:17	7:22	7:35	95
4	7:35	7:39	7:47	7:52	8:05	98
4	8:05	8:09	8:17	8:22	8:35	95
4	8:35	8:39	8:47	8:52	9:05	98
4	9:05	9:09	9:17	9:22	9:35	95
4	9:35	9:39	9:47	9:52	10:05	98
4	10:05	10:09	10:17	10:22	10:35	95
4	10:35	10:39	10:47	10:52	11:05	98
4	11:20	11:24	11:31	11:36	11:	